


Lineside Cabin

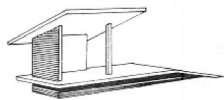
Assemble as shown. This illustrates how roof tiles can be used as timber walls. If you wish you can construct this building in ordinary brick.

Remove the shaded parts of castings as illustrated above.



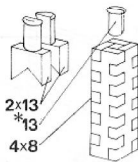
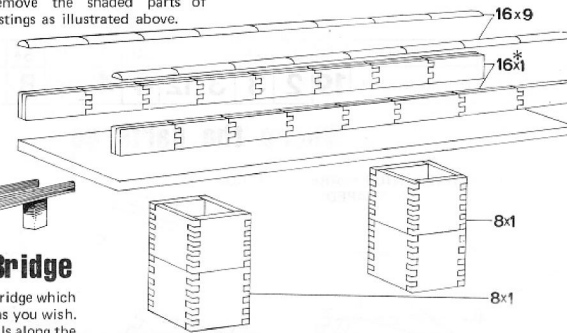
Bridge

This is a very simple bridge which can be varied in size as you wish. Note that the side walls along the top are double thickness with each engraved side facing outward.



Coal Bunker

Assemble as shown. This is a simple structure and the platform can be used by itself as a short platform. Note: Pieces of fine coal, or sawdust painted black should be glued inside the building.



Chimneys

Most buildings have chimneys. These can be made up by gluing two of casting No. 13 together back to back or four of casting No. 8 glued to form a square with the bottom edge sanded to fit the angle of the roof. Any gap at the joint can be filled with plaster.

